

Austrian Domain Map

September 2018

No blank spots in Austria

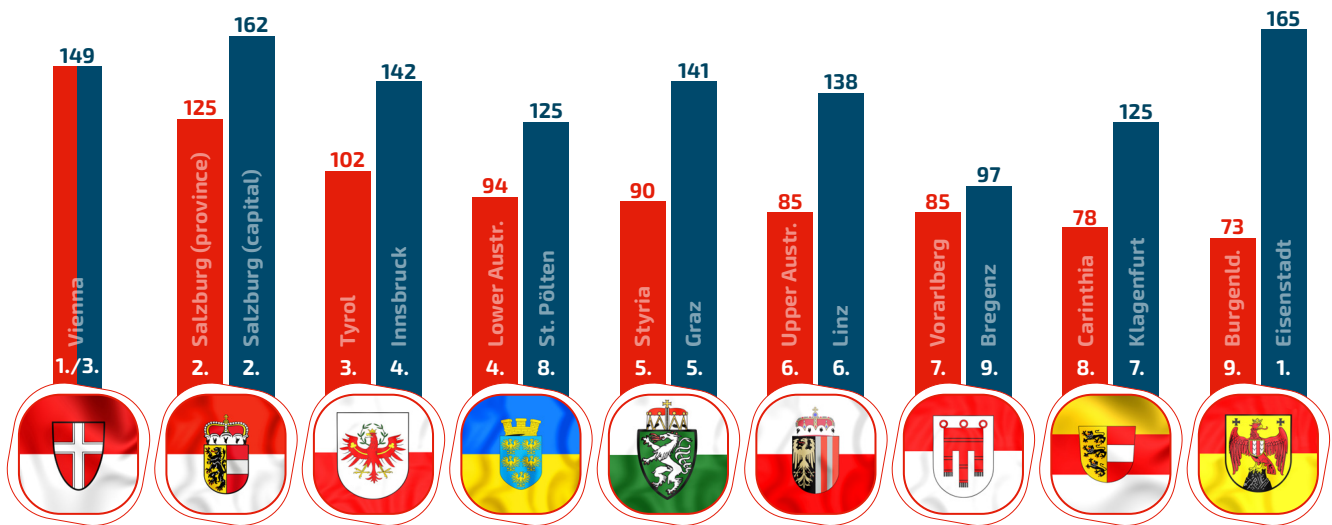
.at is the chosen home for many Austrians online. In fact, 936,857 .at domains are registered to postal addresses in the country – 72.6 % of all .at domains out there*. But which towns, cities and districts lead the way when it comes to domain names? To mark the 30th anniversary of the .at domain, we went off in search of answers. The good news right away: there is not a single district in Austria without at least one .at registration. Even tiny places like Namlos, Tschanigraben, Gramais and Kaisers – each with a population of below 70 – are home to owners of .at domains.

Burgenland leads and lags

While the most domains per 1,000 inhabitants are registered in Vienna (148.8), Salzburg (124.9) and Tirol (102.2), the province of Burgenland brings up the rear with 73.5. But a look at the provincial capitals shows Eisenstadt in Burgenland out in front, with one in six people in the city owning an .at domain – putting it ahead of Vienna and Salzburg.



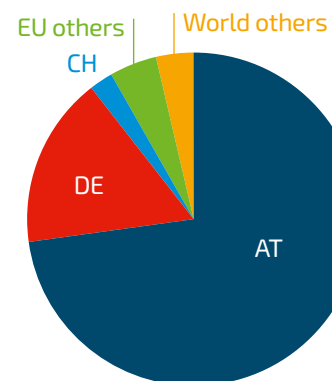
Domains per 1,000 inhabitants per province and capital



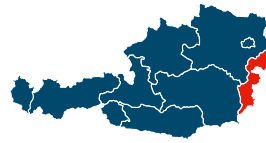
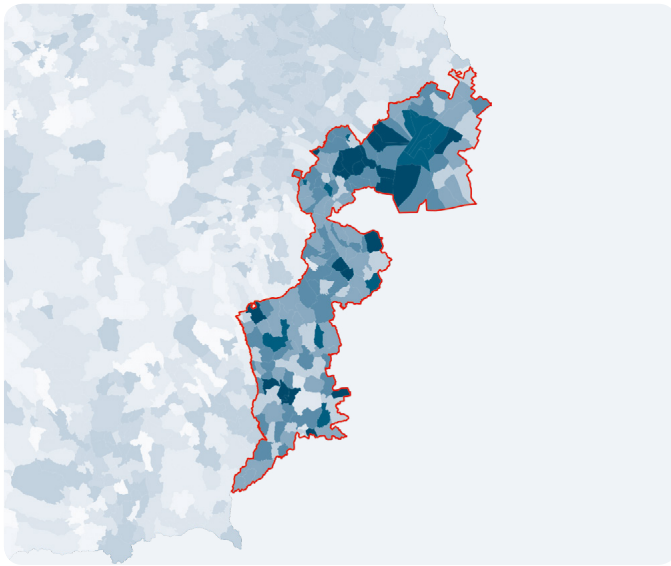
International owners of .at domains

Austria	936,857	72.6 %
Germany	213,274	16.5 %
Switzerland	27,694	2.1 %
EU others	60,261	4.7 %
World others	52,866	4.1 %
Overall	1,290,952	100.00 %

Close to 73 % of all registered .at domains have an owner with an Austrian postal address. The other 27 % of the .at domain holders are residing mostly in Germany and Switzerland. Only 9 % of the .at domain portfolio is delegated to domain holder coming from non-German speaking countries.

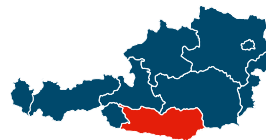
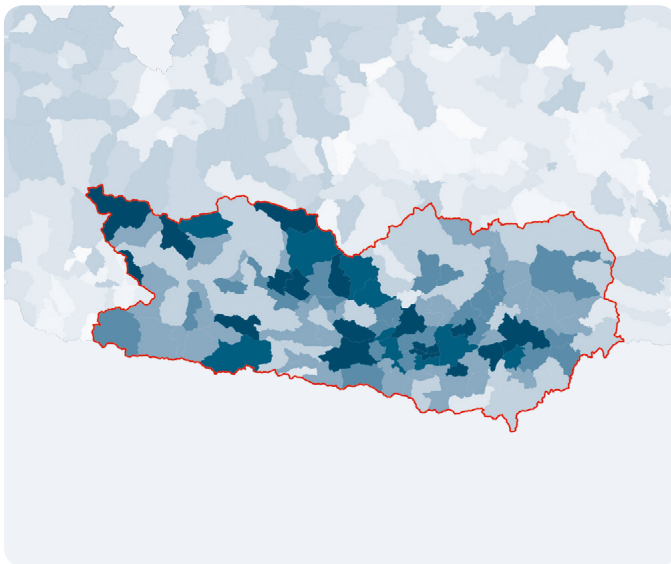


* Registered .at domains as at July 31st 2018: 1,290,952 domains



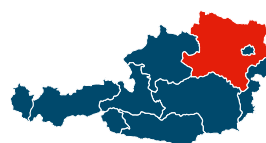
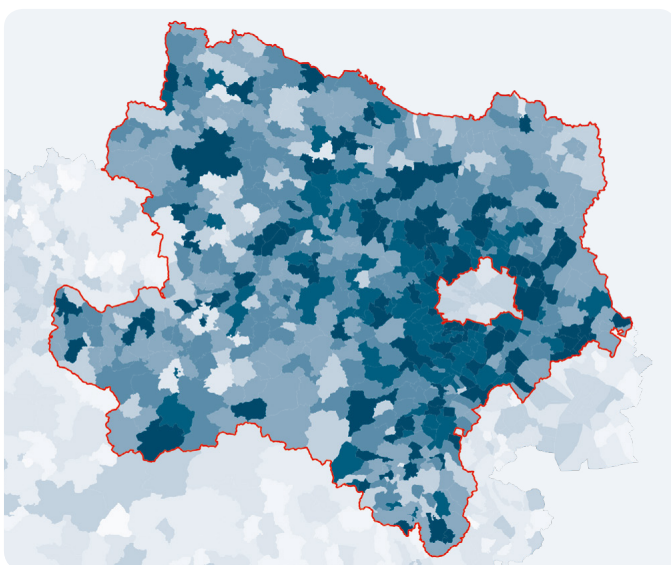
Burgenland

1	Purbach am Neusiedlersee	267
2	Eisenstadt	210
3	Großmürbisch	204
4	Pöttelsdorf	186
5	Podersdorf am See	166
6	Weiden am See	125



Carinthia

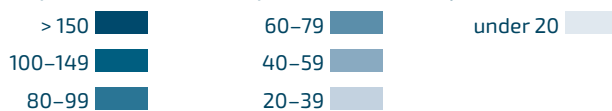
1	Weißensee	267
2	Winklern	210
3	Pörtlach am Wörthersee	204
4	Kruppendorf	186
5	Bad Kleinkirchheim	166
9	Klagenfurt	125

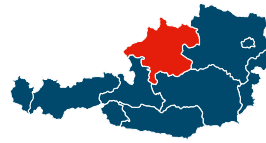
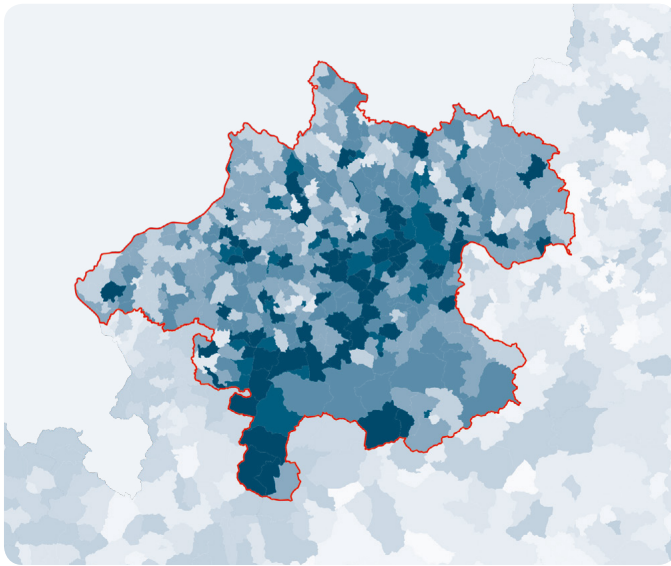


Lower Austria

1	Meiseldorf	486
2	Erlauf	371
3	Mödling	335
4	Glinzendorf	275
5	Aderklaa	271
70	St. Pölten	125

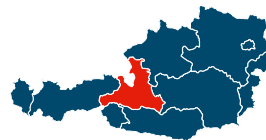
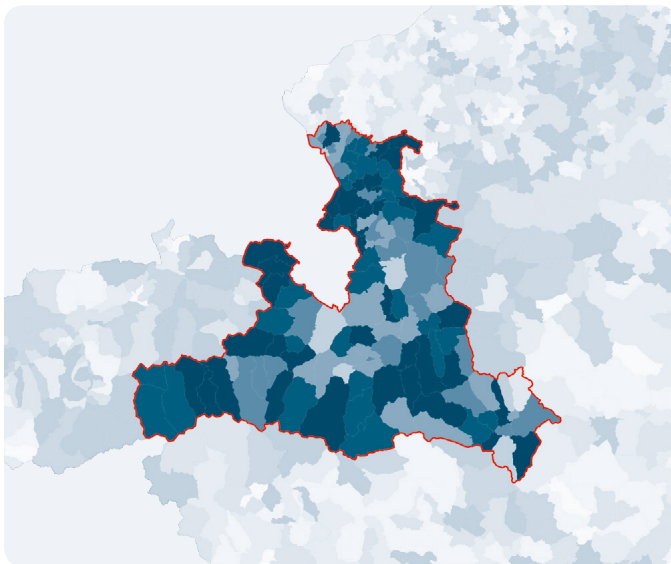
Domains per 1,000 inhabitants per local community





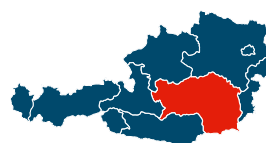
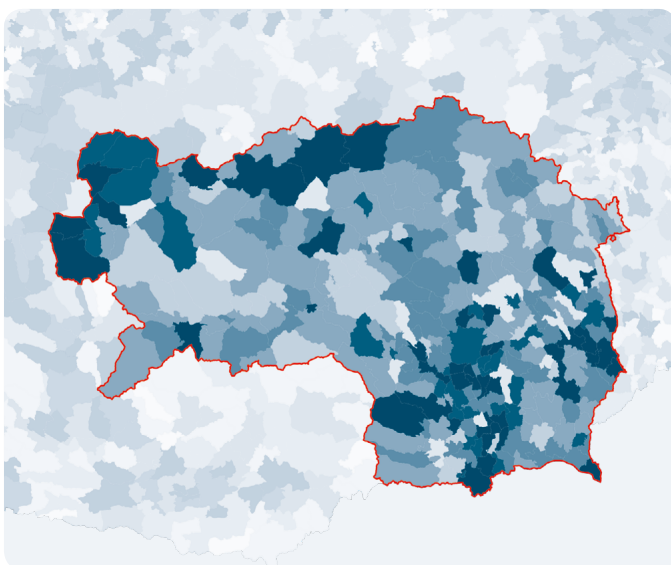
Upper Austria

1	Holzhausen	1.275
2	Mondsee	359
3	Aurolzmünster	215
4	Zell am Moos	194
5	Peuerbach	192
24	Linz	138



Salzburg

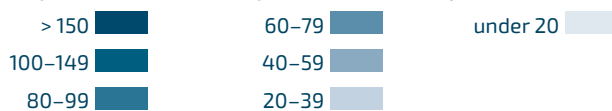
1	Untertauern	938
2	St. Martin b. Lofer	446
3	Saalbach-Hinterglemm	349
4	Eugendorf	322
5	Viehhofen	265
18	Salzburg	162

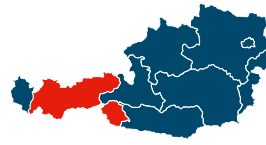
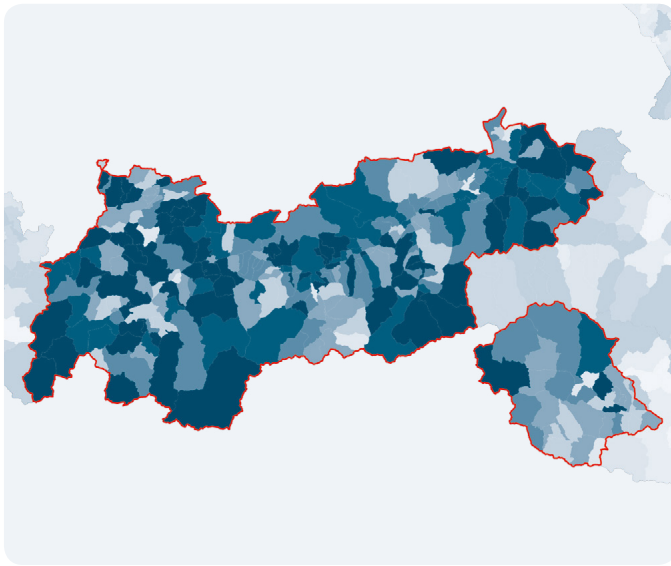


Styria

1	Tillmitsch	915
2	Ramsau am Dachstein	255
3	Hartberg	200
4	Leibnitz	186
5	Lebring-St. Margarethen	178
13	Graz	141

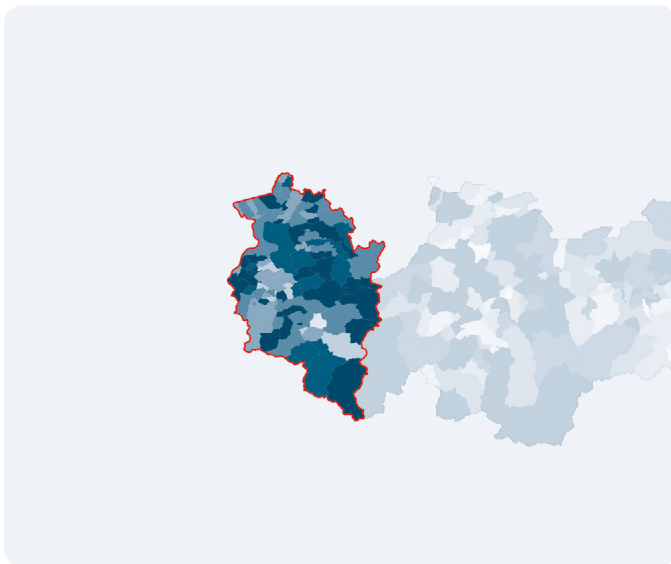
Domains per 1,000 inhabitants per local community





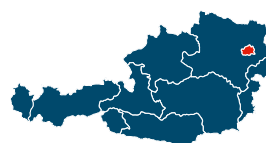
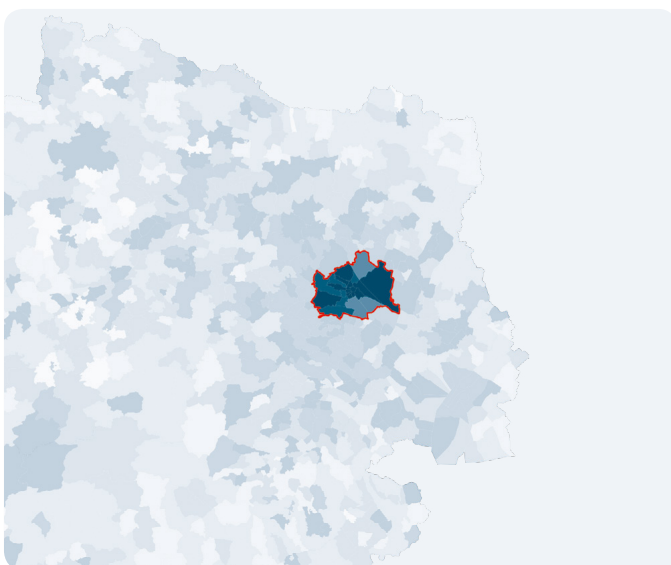
Tyrol

1	Ischgl	449
2	Reith bei Seefeld	445
3	Serfaus	378
4	Fiss	375
5	Mayrhofen	346
35	Innsbruck	142



Vorarlberg

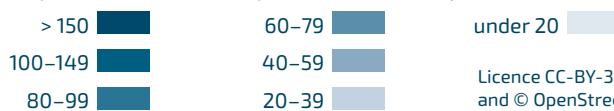
1	Warth	341
2	Damüls	339
3	Lech	321
4	Schröcken	290
5	Schwarzach	261
24	Bregenz	97



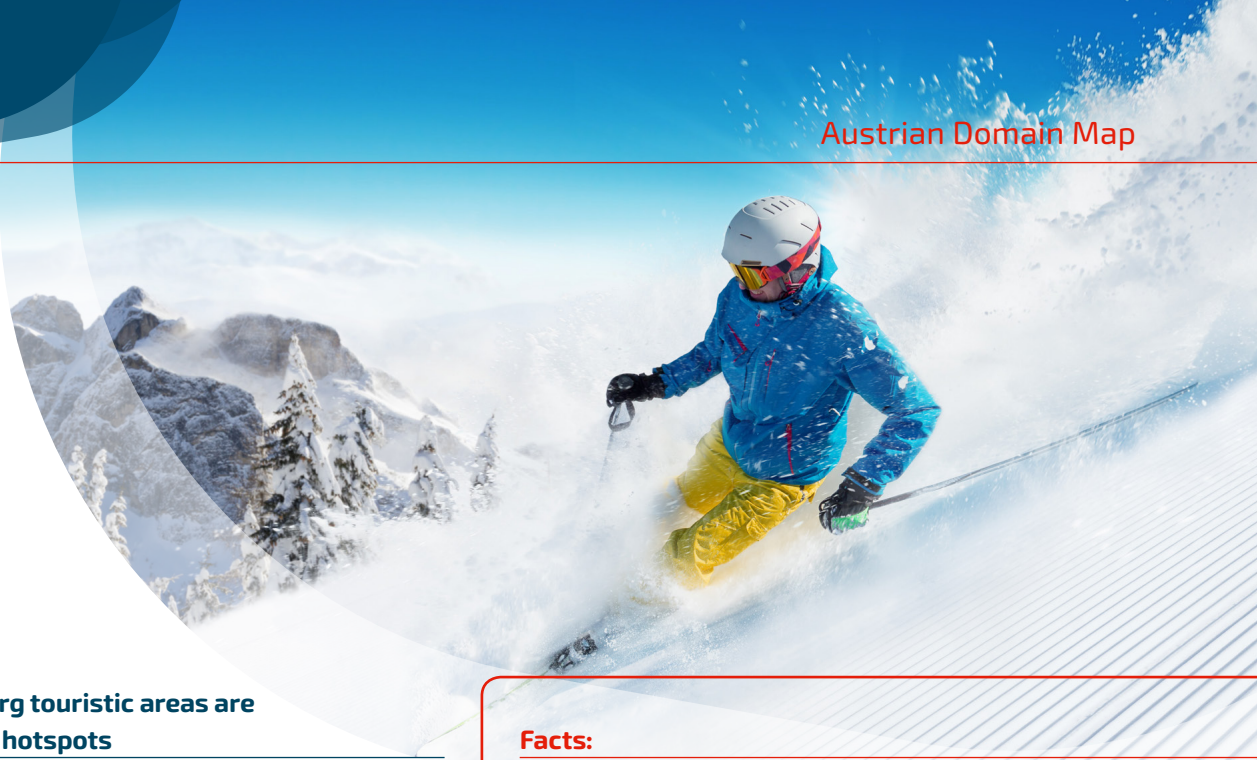
Vienna

1	First District (I)	1.603
2	Neubau (VII)	404
3	Wieden (IV)	334
4	Josefstadt (VIII)	318
5	Mariahilf (VI)	309

Domains per 1,000 inhabitants per local community



Licence CC-BY-3.0: Statistics Austria – data.statistik.gv.at, and © OpenStreetMap contributors under ODBL.



Tyrol and Salzburg touristic areas are Austria's domain hotspots

Vienna's first district is out in pole position in the Austrian domain world, with an average of 1.6 domains per inhabitant. This is attributable to the high number of businesses registered there. According to Statistics Austria it has 11,105 places of work**. The top 15 municipalities reflect a broad mix, but with winter sports destinations particularly heavily represented. Although it has a population of just 466, Untertauern in the district of St. Johann im Pongau has a total of 437 .at domains to its credit. This catapults the picture-postcard village to third place on the leader board. It is followed by winter resorts including Ischgl, Reith bei Seefeld, Serfaus, Fiss and Saalbach-Hinterglemm. Domain hotspots such as Holzhausen, Tillmitsch and Meiseldorf make the list due to the presence of domain investors. These are usually private individuals or companies that buy and sell domain names.

Austria's domain hotspots

.at domains per 1,000 inhabitants***

Innere Stadt (Vienna)	1,603
Holzhausen (Upper Austria)	1,275
Untertauern (Salzburg)	938
Tillmitsch (Styria)	915
Meiseldorf (Lower Austria)	486
Ischgl (Tyrol)	449
St. Martin b. Lofer (Salzburg)	446
Reith bei Seefeld (Tyrol)	445
Neubau (Vienna)	404
Serfaus (Tyrol)	378
Fiss (Tyrol)	375
Erlauf (Lower Austria)	371
Mondsee (Upper Austria)	359
Saalbach-Hinterglemm (Salzburg)	349

Facts:

Average **length** of a .at domain:

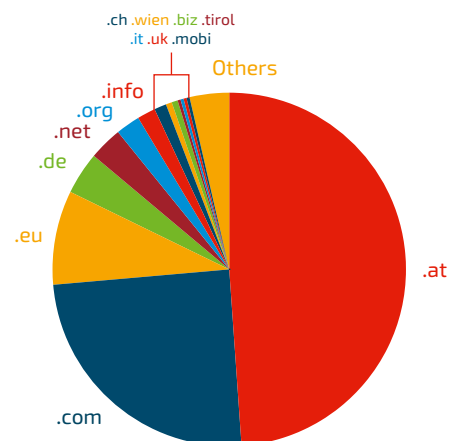
12
Signs

Average **age** of a .at domain:

7
Years

.at is the most popular domain in Austria****

.at is clearly the number one domain in Austria. Not only registration numbers underline this fact also a study conducted by nic.at found that Austrians associate values like trust and a love for their home country with the domain. The local ccTLD .at is followed by .com, .eu and of course .de.



** Register count as at October 31st 2017 Source: <http://www.statistik.at/blickgem/rg10/g90101.pdf>

*** number of .at domains per town/city as at July 31st, 2018 divided by population

**** source: stats.centri.org